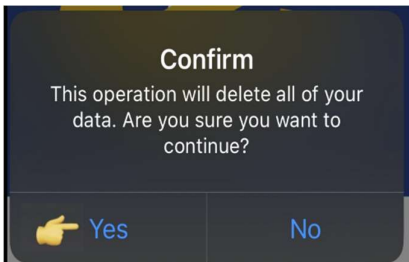
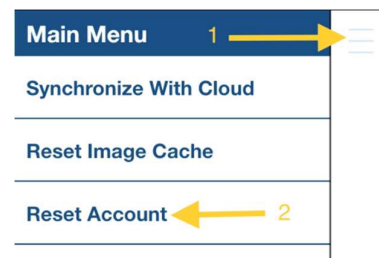





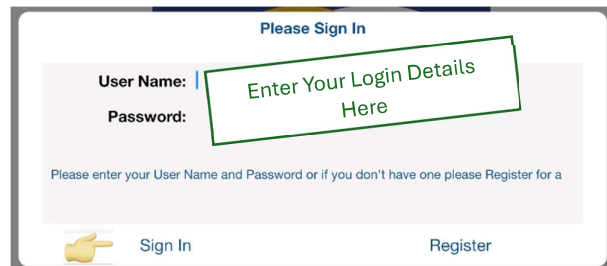
## What to do if I have logged in before my account setup has been finalised by Lister

**Step 1** – Once setup completion is confirmed by Lister, open the app and tap the icon in the top left corner. Next, tap 'Reset Account'.



**Step 2** – A box will appear asking if you are sure you want to continue. Please Tap on 'Yes'.

**Step 3** – Enter your Username and Password and tap 'Sign In'. Your account is now ready to use! 



### ADDITIONAL SUPPORT

w: [www.listerwindows.co.uk/easy-connect](http://www.listerwindows.co.uk/easy-connect)

e: [easyconnect@listerwindows.co.uk](mailto:easyconnect@listerwindows.co.uk) t: 01268 775566 (Essex), 01782 391900 (Stoke)